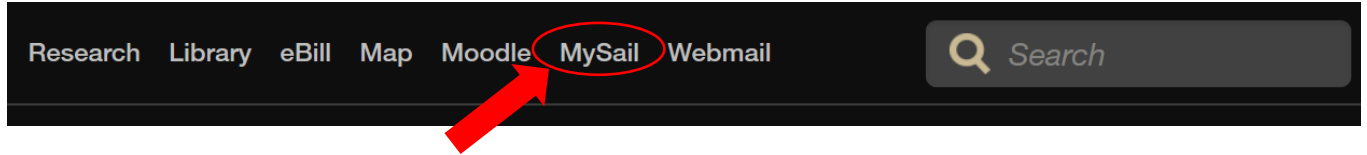
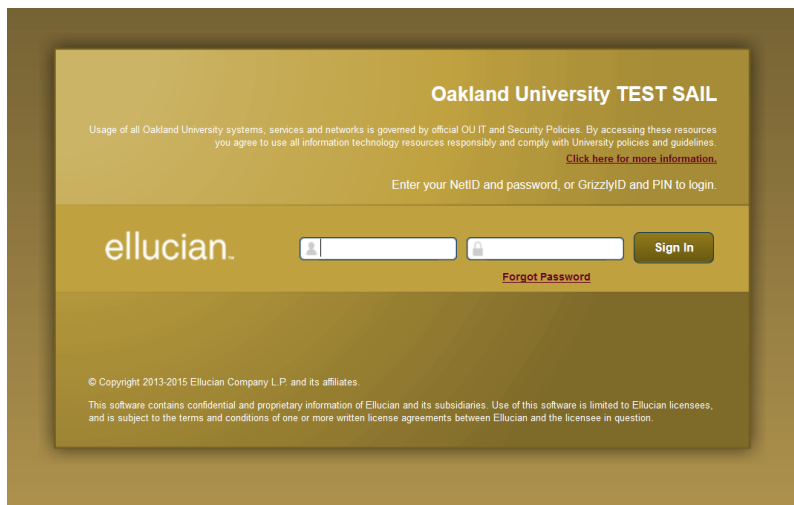


# Office of the Registrar - XE REGISTRATION

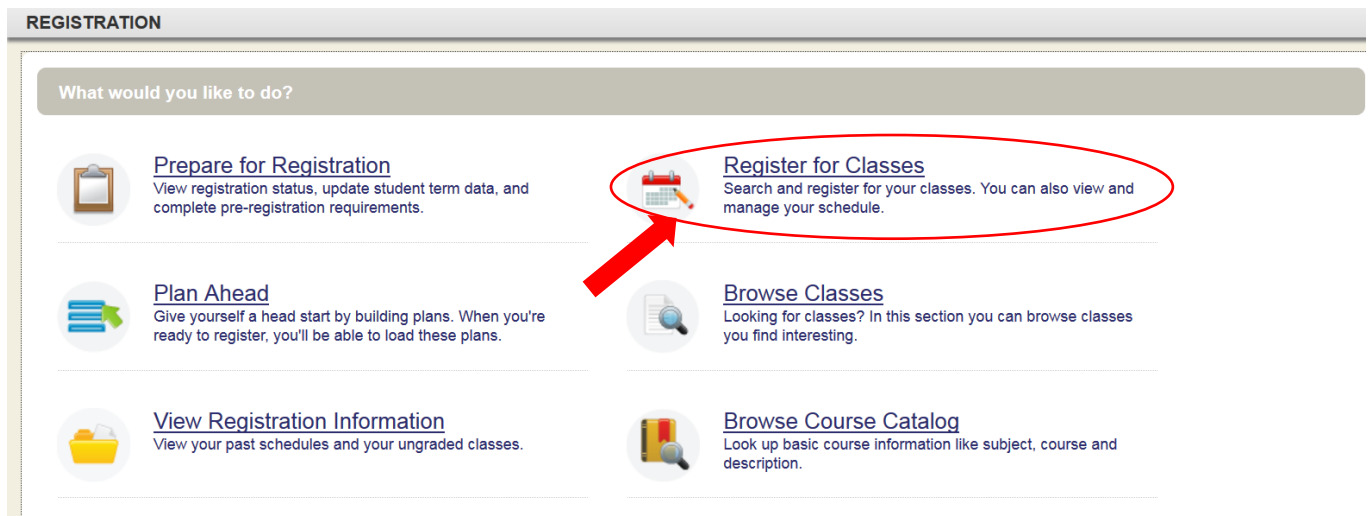
- Go to [mysail.oakland.edu](http://mysail.oakland.edu). Alternatively, go to [oakland.edu](http://oakland.edu) and click the MySail link.



- Login using your **Oakland University email** and **password**.



- Click **Register for Classes** in the registration module.
- Select a Term



Registrar – XE registration

Contact us: [regservices@oakland.edu](mailto:regservices@oakland.edu) or (248) 370-3450

## SELECT A TERM

Terms Open for Registration

Fall Semester 2017

Continue

- If you know the Course Reference Numbers (CRNs) to the classes you want to add click Enter CRN's. If not, continue to next step.
  - If you need to enter multiple CRNs, click **Add Another CRN** for the number of CRNS you want to enter.
  - Once finished entering CRNs, click **Add to Summary**

### REGISTER FOR CLASSES

Find Classes **Enter CRNs** Schedule and Options

#### Enter Course Reference Numbers (CRNs) to Register

Term: Winter Semester 2017

CRN

[+ Add Another CRN](#) **Add to Summary**


- If you are searching for a course enter the subject in the subject line.
- Click Search

### REGISTER FOR CLASSES

Find Classes Enter CRNs Schedule and Options

#### Enter Your Search Criteria ⓘ

Term: Fall Semester 2017

 Subject

Course Number

Keyword

**Search** [Clear](#) [Advanced Search](#)

Registrar – XE registration

Contact us: [regservices@oakland.edu](mailto:regservices@oakland.edu) or (248) 370-3450

- If you want to search for additional criteria beyond Subject and Course Number, you may use the Advanced Search.

**REGISTER FOR CLASSES**

Find Classes | Enter CRNs | Schedule and Options

**Enter Your Search Criteria** ⓘ

Term: Fall Semester 2017

Subject

Course Number

Keyword

Search Clear **Advanced Search**

- Once you have found the class you would like to register for, click **Add** next to the class you would like to register for.
- Make sure after adding the course that it shows up the summary module, with **Web Register** in the Action column.
- Click **Submit** in Summary

**REGISTER FOR CLASSES**

Find Classes | Enter CRNs | Schedule and Options

**Search Results — 26 Classes**  
Term: Fall Semester 2017 Subject: MKT Marketing

Title	Subject Description	Course Number	Section	Hours	CRN	Term	Instructor	Meeting Times	Campus	Status	Action
Survey of Marketing Lecture	MKT Marketing	3000	001	4	40804	Fall Se...		S M T W T F S 06:30 PM - 09:50 PM Buildin	Main C...	40 of 40 seats re... 999 of 999 waiti...	<b>Add</b>
Marketing Lecture	MKT Marketing	3020	010	4	41004	Fall Se...		S M T W T F S 03:00 PM - 04:47 PM Buildin	Main C...	40 of 40 seats re... 999 of 999 waiti...	Add
Marketing Lecture	MKT Marketing	3020	019	4	42273	Fall Se...		S M T W T F S 08:00 AM - 09:47 AM Buildin	Main C...	40 of 40 seats re... 999 of 999 waiti...	Add
Marketing Lecture	MKT Marketing	3020	020	4	40045	Fall Se...	Serota, Kim (Primary)	S M T W T F S 10:00 AM - 11:47 AM Buildin	Main C...	40 of 40 seats re... 999 of 999 waiti...	Add

**Schedule** | Schedule Details

Class Schedule for Fall Semester 2017

	Sunday	Monday	Tuesday	Wednesday	Thursday	Friday	Saturday
8am		Introductory Physics I	Organic Chemistry	Introductory Physics I	Organic Chemistry	Introductory Physics I	
9am		Introductory Physics I		Introductory Physics I		Introductory Physics I	
10am		Introductory Physics I					
11am							
12pm			Organic Chemistry		Organic Chemistry		
1pm							

**Summary**

Title	Details	Hours	CRN	Schedule Type	Status	Action
Survey of Marketing	MKT 3000, 001	4	40804	Lecture	Pending	<b>Web Register</b>
Appreciating US Art For...	HC 201, 005	4	44070	Lecture	Registered	None
General Physics Lab I	PHY 1100, 060	1	42890	Lab	Registered	None
Intro German Lang/Cult...	GRM 1150, 003	4	40076	Lecture	Registered	None
Introductory Physics I	PHY 1510, 010	4	42621	Lecture	Registered	None
Organic Chemistry I	CHM 2340, 002	4	42628	Lecture	Registered	None

Total Hours | Registered: 17 | Billing: 17 | CEU: 0 | Min: 0 | Max: 18

**Submit**

- After clicking register, the course should appear under Class schedule.
- If you do not meet registration requirements for a class, in the upper-hand right corner, the Notification window will display the registration errors.
  - Further information on registration errors can be found on the Registrar's webpage under [Registration](#) – [Web Registration](#) – [Errors tab](#) or by clicking [here](#).

Example:

